



NEW
COUNTY
GLAZING

Document Q Compliant

euroslide®

A new standard in security and comfort for
PVC-U patio doors.

eurocell®

All together better



**NEW
COUNTY
GLAZING**

euroslide®

IN-LINE PATIO DOOR SYSTEM

Safer, stronger and even more secure. Now you can give your customers complete peace of mind with the leading patio door system in its class.

With Euroslide, you're ready for the latest security standards

You can always rely on Eurocell to bring you the products you need to keep up with the latest regulations. And in most cases, one step ahead of them too.

So with even more demanding security regulations now in place for doors and windows in all new homes, our strongest and most secure in-line patio door system yet offers a reliable and assured way to deliver a PAS24 certified product to your customers.

Tested and certified to protect

When Euroslide is fabricated to PAS24 standards, it means you're automatically meeting Document Q - the newest security regulations for patio doors.

Features that make a PAS24 configured Euroslide patio door such an effective barrier to intruders include:

- ▶ A heavy-duty door sash reinforcement to protect against forced entry and high winds.
- ▶ An anti-lift fixture that stops intruders lifting glass panes out of the door frame - a common weak spot in traditional door and window design
- ▶ Internal glazing. All gaskets and sealants are applied from the inside so they can't be accessed by intruders.
- ▶ An aluminium internal interlock and interlock locking device.



WHY CHOOSE EUROSLIDE?



**Purpose-designed
system for superior
performance**



**Fast, accurate
installation**



**U-values as
low as 1.4**



**Part Q
compliant**



**A choice of
frame colours**



**Cheaper than
aluminium
alternatives**



**Delivery from
48 hours**



**10-year
guarantee for
peace of mind**



euroslide®

A WIDE CHOICE OF COLOURS

Colours to frame the view

Like all Eurocell PVC-U products, Euroslide comes with an exact colour-match guarantee. That means the colour is precisely matched to all Eurocell window, door and conservatory roof products, creating a co-ordinated, consistent look across any property.

Euroslide is normally manufactured with a white internal finish to maintain a bright, fresh interior, but some colours are available on both sides from stock.

Up to 10-year guarantee

Euroslide patio door profiles are guaranteed for ten years. So you and your customers enjoy all the reassurance of a robust, well-designed, precision-made product that's built to last.

FRAME COLOURS



**ADDITIONAL COLOURS AND SPECIFICATIONS ARE
MADE TO ORDER ON EXTENDED LEAD TIMES**


FEATURES & BENEFITS



Anti-lift device prevents panes being lifted by intruders



Full Eurogroove to accept most kinds of suitable hardware



Separate chambers for improved drainage, thermal efficiency and strength



Fully bevelled profile for a slim visual profile and clean sight lines



Fusion welded joints for accuracy and strength



Patented knock-in 45° putty line and scotia bead also available



Pre-gasketed sash reduces fabrication time



Robust steel and aluminium reinforcing sections



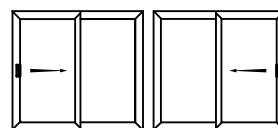
Part M compliant low-threshold for improved accessibility

TECHNICAL INFORMATION

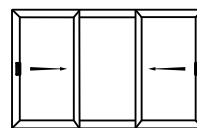
EUROSLIDE PATIO DOORS

DOOR CONFIGURATIONS

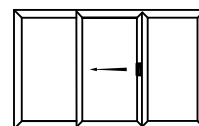
| System | Width (mm) | Height (mm) |
|--------|------------------------|------------------------|
| 2 pane | Max: 3000 Min: 1650 | Max: 2455 Min: 1950 |
| 3 pane | Max: 4500 Min: 2480 | Max: 2455 Min: 1950 |
| 4 pane | Max: 5930 Min: 3220 | Max: 2455 Min: 1950 |



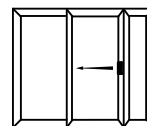
2 pane



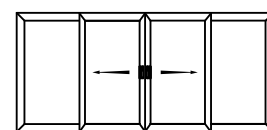
3 pane 2 sliders



3 pane
centre sliding



3 pane offset
centre sliding

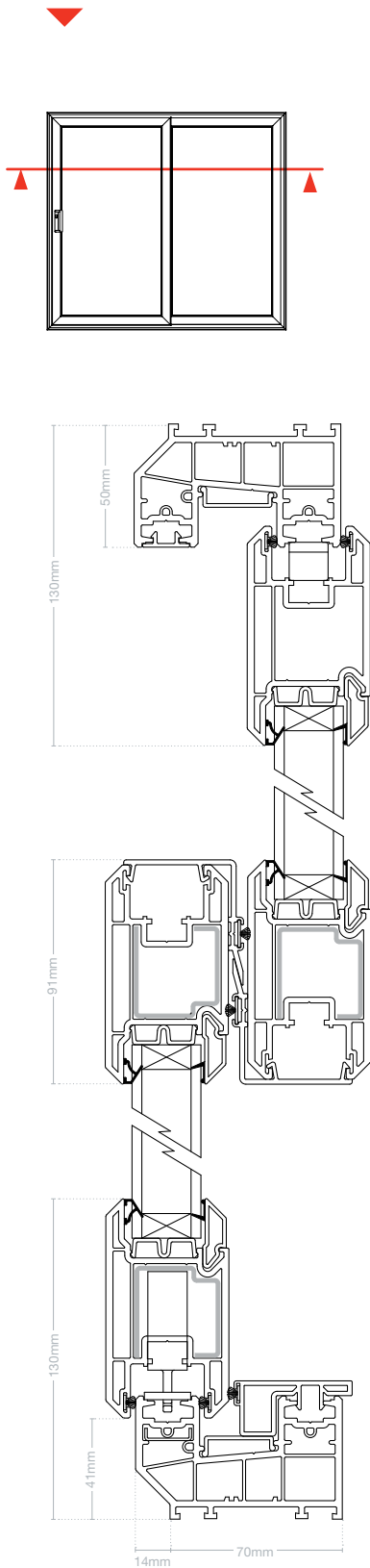


4 pane

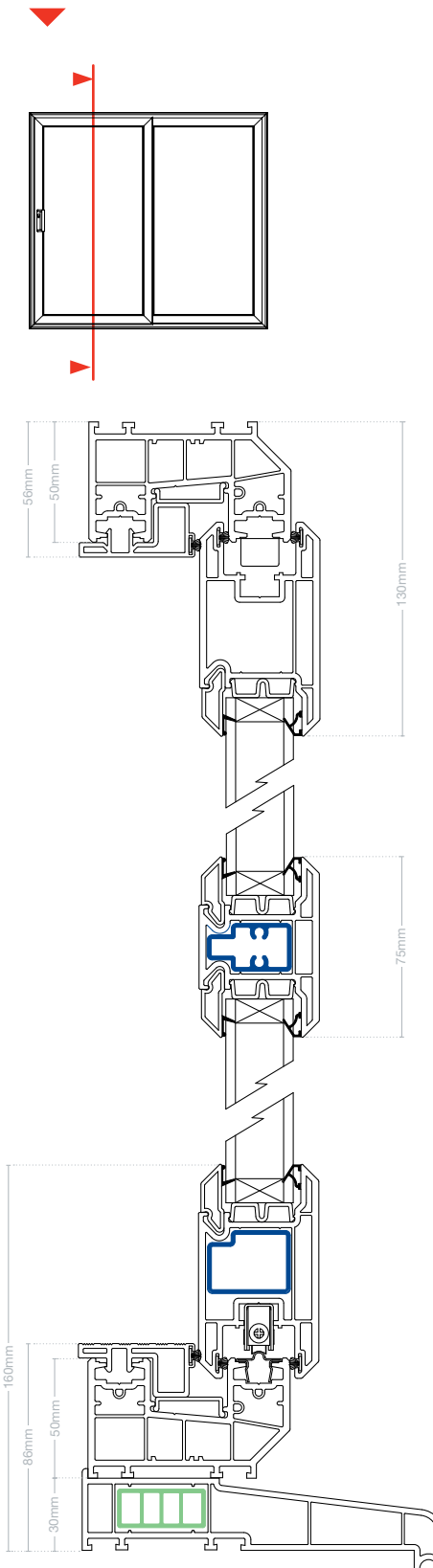
**NEW
COUNTY
GLAZING**

CROSS SECTIONS – STANDARD KIT SPECIFICATION

Horizontal



Vertical

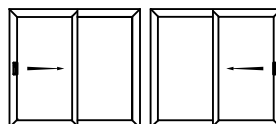


PAS24 / LIFETIME HOMES

SPECIFICATION

DOOR CONFIGURATIONS PAS24

| System | Width (mm) | Height (mm) |
|--------|------------------------|------------------------|
| 2 pane | Max: 3000 Min: 1650 | Max: 2400 Min: 1950 |



PAS24 PATIO KITS

| Part Number | Description | Pack Qty |
|--------------|--|----------|
| EWS915KW1.93 | Patio PAS24 Interlock Kit 1930mm White | 1 kit |
| EWS915KW2.13 | Patio PAS24 Interlock Kit 2130mm White | 1 kit |
| EWS715KW | Patio PAS24 Handle Kit White | 1 kit |
| EWS716K | Patio PAS24 Lock Kit | 1 kit |

LOW THRESHOLD KITS

| Part Number | Description | Pack Qty |
|-------------|--|----------|
| EWS955AKS | Patio Low Threshold Kit 1650-2100 Gold | 1 kit |
| EWS956AKS | Patio Low Threshold Kit 2101-3000 Silver | 1 kit |
| EWS957AKS | PAT Low Threshold Wheelchair Ramp 2101-3000 Silver | 1 Length |

Lifetime Homes Kit

Lifetime Homes stipulates 16 Design Criteria that can be universally applied to new homes at minimal cost. Each design feature adds to the comfort and convenience of the home and supports the changing needs of individuals and families at different stages of life.

The following additional kits are required to make a Document Q / Lifetime Homes compliant patio door:

- ▶ 1 off Low Threshold Kit
- ▶ 1 off Patio PAS24 Lock Kit
- ▶ 1 off Patio PAS24 Handle Kit (White Chrome or Gold)
- ▶ 1 off Patio PAS24 Interlock Kit



Patio Interlock Espagnolette Handle



PAS24 Pull Handle



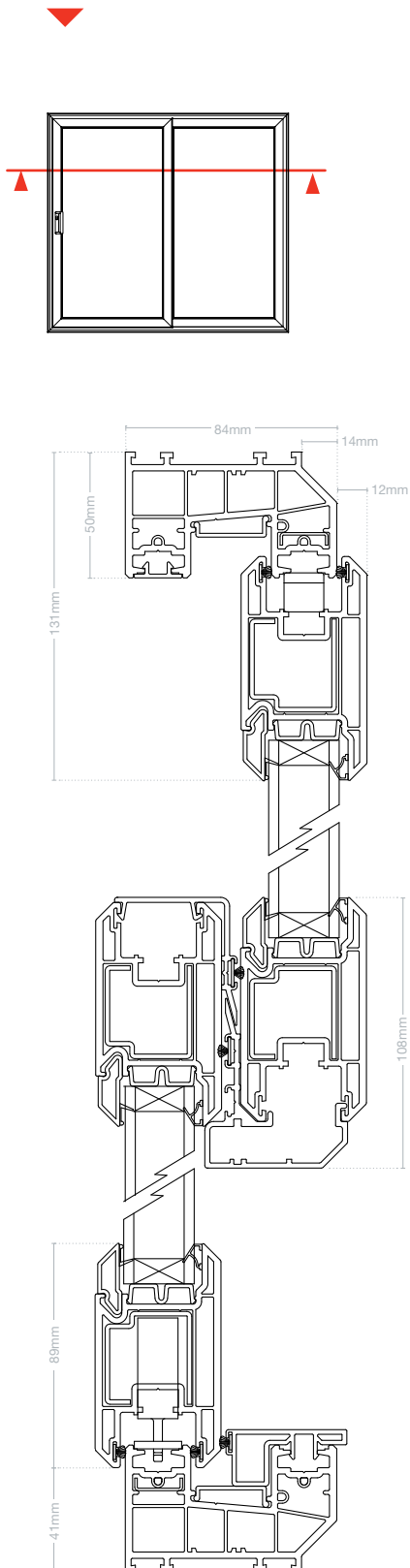
Security Plate (Sliding Sash)



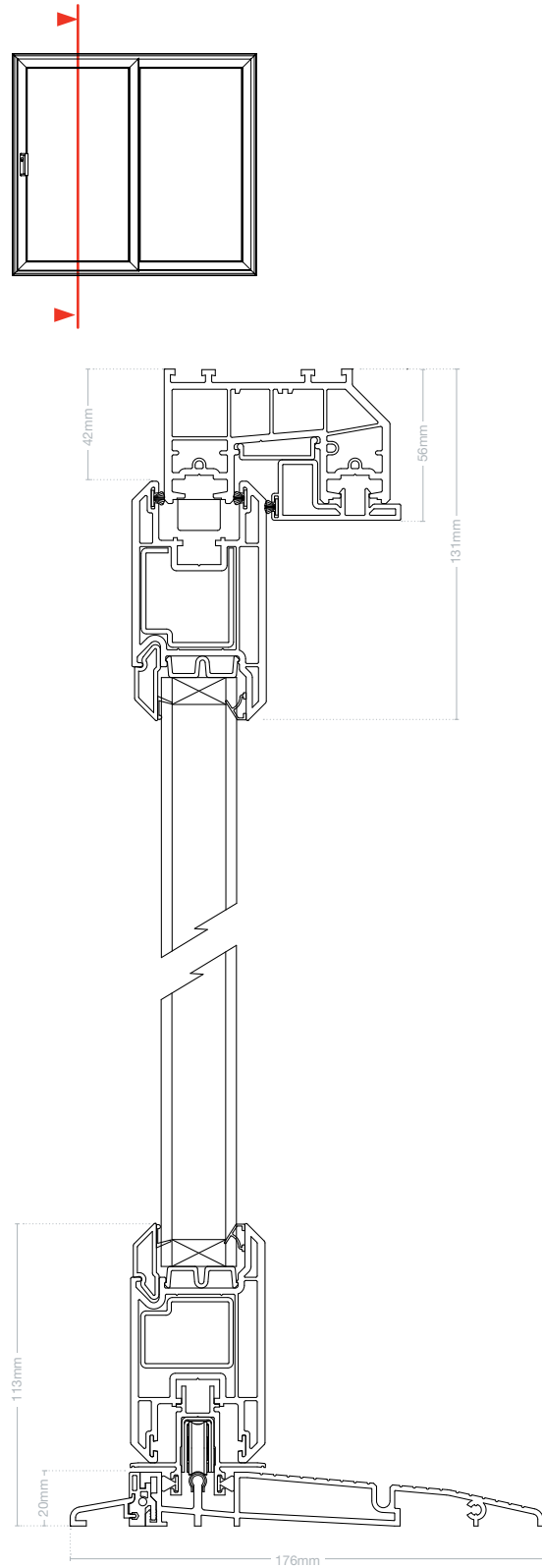
Security Plate (Fixed Sash)

CROSS SECTIONS – PAS24 KIT SPECIFICATION

Horizontal



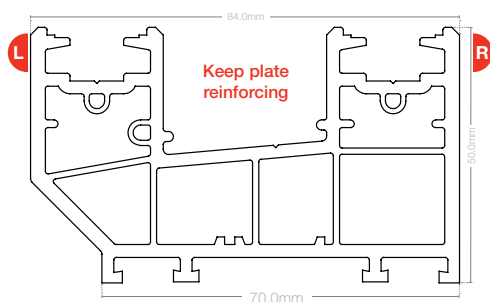
Vertical



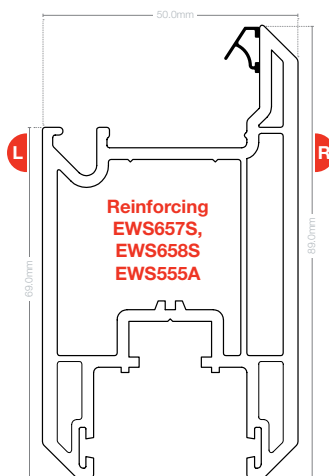
TECHNICAL INFORMATION

SYSTEM COMPONENTS

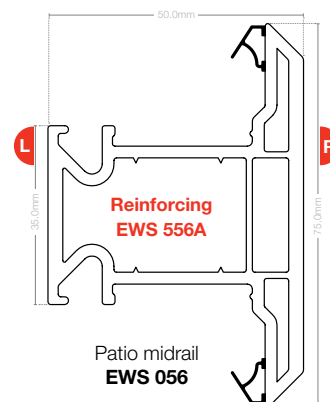
MAIN PROFILES



Patio outer frame
EWS 050



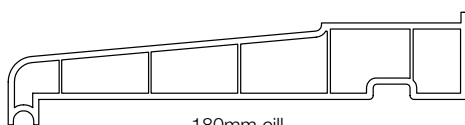
Patio door sash
EWS 055



Patio midrail
EWS 056

KEY Left face **L** Right face **R**

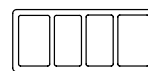
CILLS



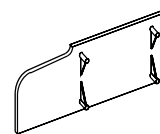
180mm cill
AC 180



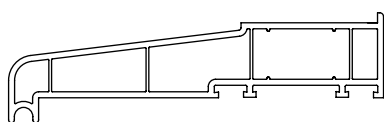
Cill reinforcement
CR 27P



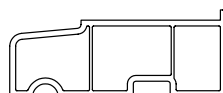
Thermal insert
UNS 5821P



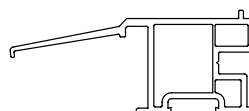
85mm cill end cap
ECA 85



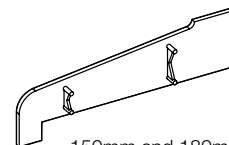
150mm cill
AC 150



85mm cill
AS 85



Cill extender
EWS 118

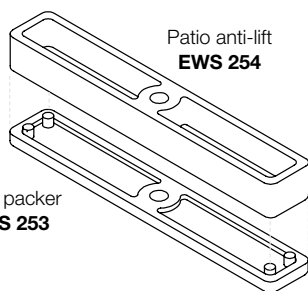


150mm and 180mm cill
end cap **ECA 150 / 180**

**COMING
SOON**

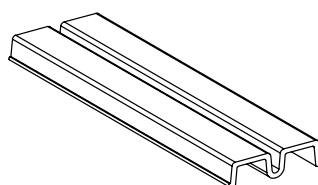
125mm & 225mm cills
(Available August 2016)

MOULDINGS

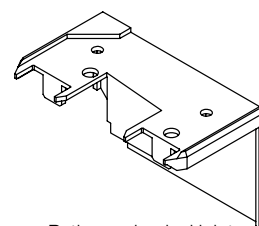


Patio packer
EWS 253

Patio anti-lift
EWS 254

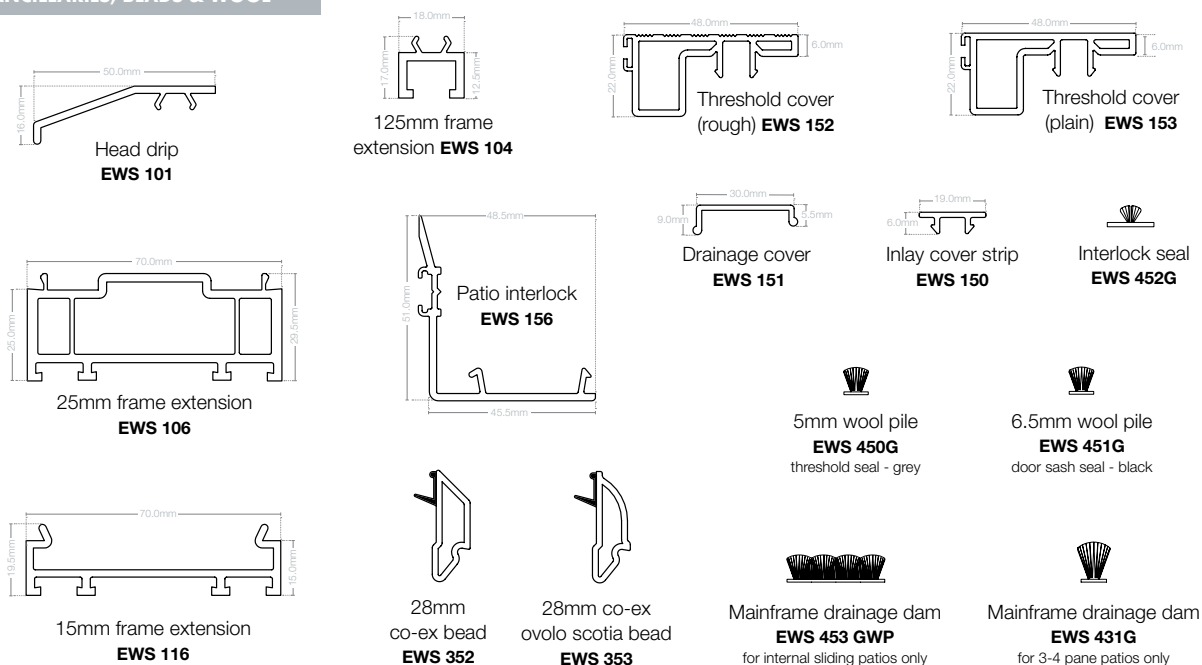


Glazing packer
EWS 255

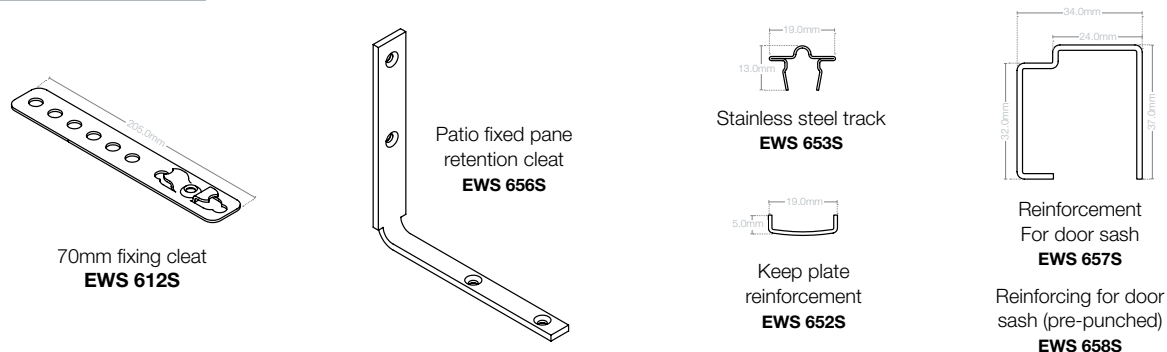


Patio mechanical joint
EWS 252

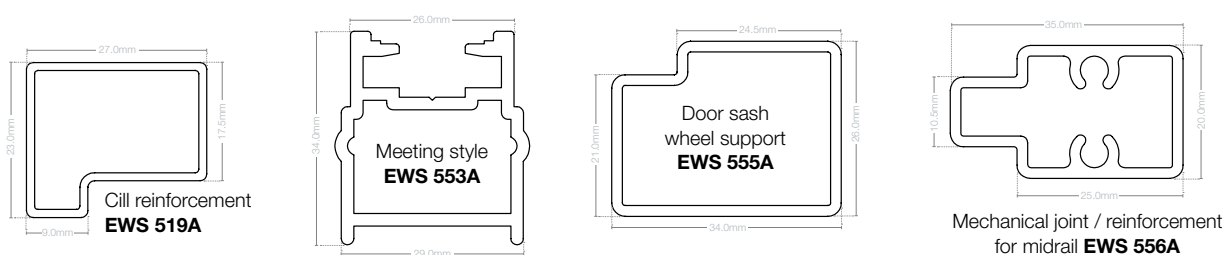
ANCILLARIES, BEADS & WOOL



STEEL COMPONENTS



ALUMINIUM COMPONENTS





All together better

For more information about the **euroslide** sliding patio door system from Eurocell, call our customer services team on **0800 988 3047**, or visit **eurocell.co.uk/euroslide**

Eurocell plc, Fairbrook House, Clover Nook Road, Alfreton, Derbyshire DE55 4RF



eurocell.co.uk